



# DURAFLEX BADGE SWATCHES



*Soft, Even Light*



*Harsh, Direct Light*

Our DuraFlex Badges come in several different styles and swatch options. We do our best to photograph these swatches, but it can be hard to show their reflective nature in a still photo.

In these example photos, the larger image is taken under even, soft light to show the overall color of the swatch. The second photo is taken with a bright direct light to show level of reflection and how the color will be effected by light and shadow while worn.


## Matte Vs Non-Matte



You will notice on the matte swatch options, there is much less reflection of light. Badges using these options will have a softer metallic look but keep a more consistent color while being worn.

Badges using non-matte options will appear very shiny and seem to sparkle in the light. They often reflect the colors and things around them like a mirror which may distort the color at certain angles.



## SWATCH OPTIONS





THE LEADER IN CUSTOM  
RECOGNITION ITEMS